



Liquid Avatar™

by KABN®

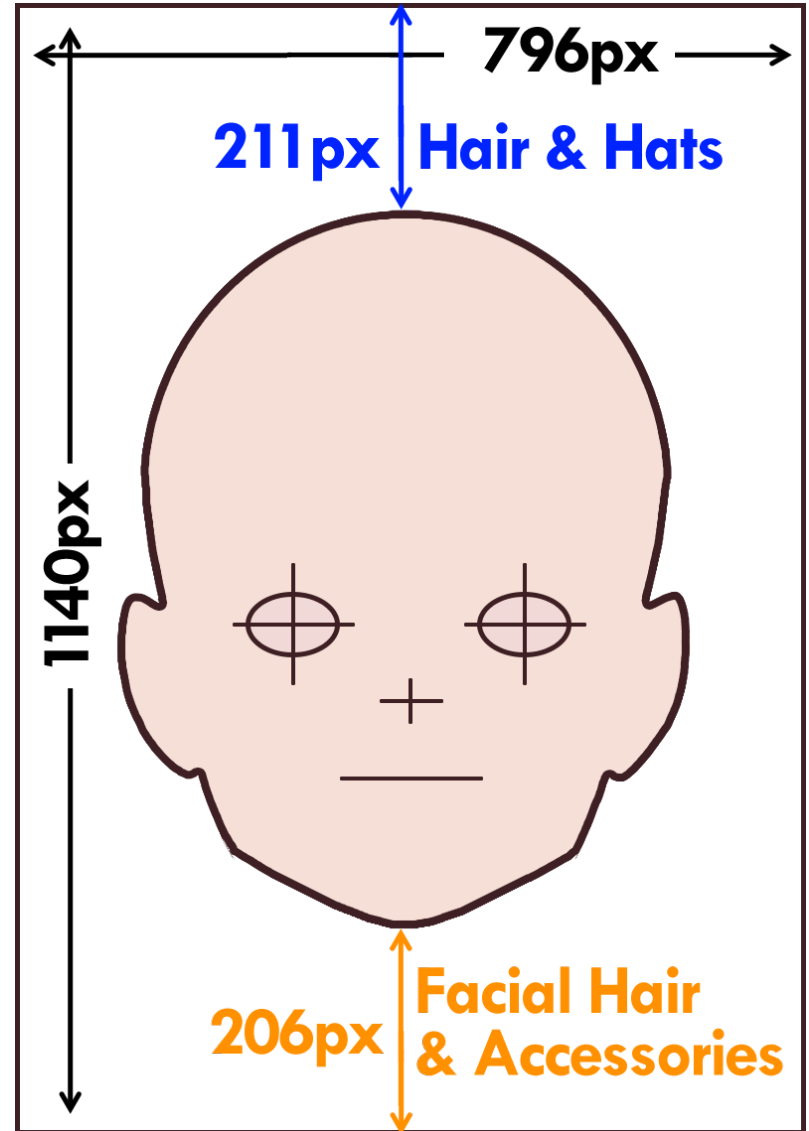
Creating character Facial Artwork for Liquid Avatar requires 6 Key elements separated into layer files:

- Base facial shape and skin tone
- Nose
- Eyebrow details
- Mouth
- Eyes
- Hair

Additional Accessories & facial hair can be included as separate element layers.

The Final Size of the image should be **1140px X 796px**
The space available for hair & hat art is **211px High**
The space for facial hair & accessories art is **206px High**

The Template to the Right is a suggested guide to help keep the placement of elements oriented correctly for the Liquid Avatar platform. This guide is a suggestion, as we understand that signature characters can have specific features which will go outside of our template parameters.





Liquid Avatar™
by  **KABN®**

RGB Color File Formats: PSD, TIFF, PNG

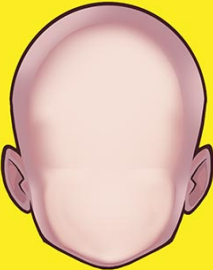









Final artwork should be provided with separate layer files in RGB color format. Ideally Adobe **Photoshop PSD files** with layers is preferred. We can also Accept **TIFF files with layers**. Or exported **PNG** layers as files with transparency on are also acceptable.

If you are having issues saving / exporting your artwork files please contact us and we will assist you.

Liquid Avatar



Final Result

| | | | | |
|---|---|--|--|--|
| Base Skin Tone  Required | Eyebrows  Required | Eyes  Required | Nose  Required | Mouth  Required |
| Hair  Required | Chin  Optional | Facial Hair  Optional | Piercings  Optional | Glasses  Optional |

Liquid Avatar™

by KABN®

Creating Full Body character artwork for Liquid Avatar requires all Facial Artwork Elements (see page 1) as well as 12 Key elements separated into layer files:


- Base Torso & skin tone
- Left Arm
- Left Leg
- Shoes
- Left Hand
- Left Foot
- Shirt
- Right Arm
- Right Leg
- Pants
- Right Hand
- Right Foot

Additional Accessories like Jewellery, weapons, Pets, body hair & Body Art can be included as separate element layers.

The Final Size of the image should be **3432px X 1946px**
The **Head** Should be positioned between **825px from the Left** and **545px from the Right**.

The space available for hair & hat art is **211px High**
The space below feet & shoe art is **190px High**

The Template to the Right is a suggested guide to help keep the placement of elements oriented correctly for the Liquid Avatar platform. This guide is a suggestion, as we understand that signature characters can have specific features which will go outside of our template parameters.



RGB Color File Formats: PSD, TIFF, PNG

Final artwork should be provided with separate layer files in RGB color format. Ideally Adobe **Photoshop PSD files** with layers is preferred. We can also Accept **TIFF files with layers**. Or exported **PNG** layers as files with transparency on are also acceptable.

If you are having issues saving / exporting your artwork files please contact us and we will assist you.

| | | | | | |
|--|--|---|--|--|---|
| Liquid Avatar  Final Result | Avatar Head  Required | Torso Base Color  Required | Left Arm  Required | Left Hand  Required | Right Arm  Required |
| Right Hand  Required | Right Leg  Required | Right Foot  Required | Left Leg  Required | Left Foot  Required | Right Shoe  Required |
| Left Shoe  Required | Shirt  Required | Pants  Required | Jewellery  Optional | Pets  Optional | Body Art  Optional |